产品尺寸	55mmx55mm

55mm

55mm

MOES
HOME, SMART MOES HOME

Powered by tuya

Instruction Manual
ZigBee PIR Motion Light Sensor

- Bitte scannen Sie den QR-Code, um das deutsche Handbuch, das Installationsvideo und die Funktionseinführung zu erhalten
- Escanee el código QR para obtener el manual en español, el video de instalación y la introducción de la función
- Veuillez scanner le code QR pour obtenir le manuel en français, la vidéo d'installation et l'introduction des fonctions
- Отсканируйте QR-код, чтобы получить руководство на русском языке, видео по установке и описание функций
- Scansionare il codice QR per ottenere il manuale in italiano, il video di installazione e la guida alle funzionalità. Video di installazione e funzionalità
- Scansionare il codice QR per ottenere il manuale in italiano, il video di installazione e la guida alle funzionalità. Video di installazione e funzionalità
- Leia o código QR para obter o manual em português, o vídeo de instalação e a introdução das funções
- Zeskanuj kod QR, aby uzyskać instrukcję, filmy instalacyjne i funkcje
- امسح الكود QR لتحميل دليل المستخدم باللغة العربية وفيديو التثبيت ووصف الوظائف

English

Product information

The PIR motion sensor can detect the movement of people or animals in the environment through infrared, and combines with other devices to implement intelligent application scenarios.

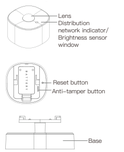

English

Product specification

Product name	PIR motion sensor
Product model	ZSS-X-PIRL-C
Battery type	CR2 3V 850mAh
Detection distance	3m-7m(adjustable)
Detection angle	120°-150°(adjustable)
Working temperature	-10℃-50℃
Working humidity	<95%RH(no condensation)
Wireless protocol	Zigbee
Product size	56.2x56.2x58.4mm
Product weight	about 67g

Packing list

- Sensor x1
- Screw set x1
- User manual x1
- Base adhesive x1

English

Preparation for Use

1.Download MOES APP

MOES App is upgraded as much more compatibility than Tuya Smart/Smart Life App, functional well for scene linkage, more stable, more friendly interface recommendations as the fully new customized service.
(**Note**: Tuya Smart/Smart Life App still works, but MOES App is highly recommended)

2.Register or Log in

Enter the Register/Login interface; tap "Register" to create an account by entering your phone number to get verification code and "Set password". Choose "Log in" if you already have a MOES account.

English

Product Specification

1.Ensure the device is within the effective signal coverage of your smart ZigBee gateway for successful connection into the ZigBee gateway in MOES APP.
Battery replacement / installation diagram:

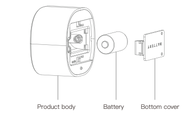

English

2.Make sure your Smart MOES Smart APP has successfully connected to a ZigBee gateway.

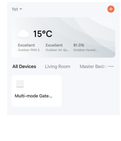

English

3.Reset: Press the reset button for more than 5 seconds until the indicator flashes, then add the device according to the App instructions;

English

4.Enter the gateway.Please follow the picture below to finish as "Add subdevice"-LED already blink,and the connecting will take about 10~120 secondsto complete depending on your network condition.

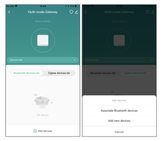

English

5.Add the device successfully, you can edit the name of the device to enter the device page by click "Done".

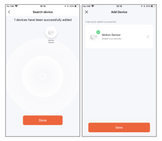

English

6.Click"Done"to enter the device page to enjoy your smart life with home automation.

English

Installation instructions

Illustration of connection between product body and base

Illustration of double-sided adhesive paste between base and wall

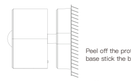

Peel off the protective film on the base stick the base to the wall

English

Double-sided adhesive paste instructions

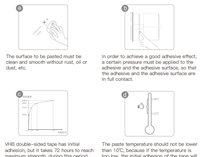

The surface to be pasted must be clean and smooth without rust, oil or dust, etc.

In order to achieve a good adhesive effect, a certain pressure must be applied to the adhesive and the adhesive surface, so that the base and the adhesive surface are in full contact.

VHB double-sided tape has initial adhesive, but it takes 72 hours to reach maximum strength, during this period, do not perform structural operations.

The paste temperature should not be lower than 10℃,because if the temperature is too low, the initial adhesion of the tape will be greatly reduced, resulting in longer curing time, the paste surface can be properly heat-treated before paste.

English

Installation environment

a. This product is only suitable for indoor use, outdoor installation is prohibited;
b. It is forbidden to install near convection places such as fan outlets, windows, air conditioner outlets, etc., otherwise the hot air flow disturbance and personnel walking will cause false alarms, please draw curtains if possible;
c. It is forbidden to install near the heat source, such as direct sunlight, heater, stove, etc;
d. No other partitions such as screens, furniture, large bonsai, etc. are allowed within the detection range.

English

FAQ

1. Why does the device fail to link to the APP?
Q1: ZigBee products work with the MOES/TUYA ZigBee gateway needed;
Q2: Check whether the router connected to the gateway is connected to the external network; Ensure that the Wi-Fi signal of the gateway is good and try to connect the gateway again.
Q3: Check whether the device is too far away from your gateway or other ZigBee devices to form a mesh network.Keep the ZigBee gateway and the ZigBee device close as recommended,where the distance should be moderate (less than 5 m).
Q4: Check whether the device enters the network distribution mode.
2. After the device is installed, why is the light not responding when I click the switch button?
Q1: Please cut off the power supply and check whether the wiring is correct according to the manual.
3. When the Zigbee gateway is not connected to the Internet, can devices on the Zigbee gateway interact with each other locally?
Q1:If the linkage scenario is set in advance when the ZigBee gateway is connected to the extranet and the App prompts for local linkage after setting the scenario, then the ZigBee gateway can be linked locally as long as any scenario is triggered when there is no extranet.

English

SERVICE

Thank you for your trust and support to our products, we will provide you with a two-year worry-free after-sales service (freight is not included), please do not alter this warranty service card, to safeguard your legitimate rights and interests. If you need service or have any questions, please consult the distributor or contact us.
Product quality problems occur within 24 months from the date of receipt, please prepare the product and the packaging, applying for after-sales maintenance in the site or store where you purchase; If the product is damaged due to personal reasons, a certain amount of maintenance fee shall be charged for repair. We have the right to refuse to provide warranty service if:
1. Products with damaged appearance, missing LOGO or beyond the service term
2. Products that are disassembled, injured, privately repaired, modified or have missing parts
3. The circuit is burned or the data cable or power interface is damaged
4. Products damaged by foreign matter intrusion (including but not limited to various forms of fluid, sand, dust, soot, etc.)

English

RECYCLING INFORMATION

All products marked with the symbol for separate collection of waste electrical and electronic equipment (WEEE Directive 2012/19 / EU) must be disposed of separately from unsorted municipal waste. To protect your health and the environment, this equipment must be disposed of at designated collection points for electrical and electronic equipment designated by the government or local authorities. Correct disposal and recycling will help prevent potential negative consequences for the environment and human health. To find out where these collection points are and how they work, contact the installer or your local authority.

English

WARRANTY CARD

Product Information

Product Name_____
Product Type_____
Purchase date_____
Warranty Period_____
Dealer Information_____
Customer's Name_____
Customer Phone_____
Customer Address_____

Maintenance Records

Failure date	Cause Of Issue	Fault Content	Principal

English

Thank you for your support and purchase at we MOES, we are always here for your complete satisfaction, just feel free to share your great shopping experience with us.

If you have any other need, please do not hesitate to contact us first, we will try to meet your demand.

FOLLOW US

MOES.Official @moessmart @moes_smart
@moes_smart @moes_smart www.moes.net

English

EU REP
EVATOST CONSULTING LTD
Address: Suite 11, First Floor, Moy Road Business Centre, Taffs Well, Cardiff, Wales, CF15 7QR
Tel: +44-292-1680945
Email: contact@evatmaster.com

EC REP
AMZLAB GmbH
Laubenhof 23, 45326 Essen
Made In China

Manufacturer:
WENZHOU NOVA NEW ENERGY CO.,LTD
Address: Power Science and Technology Innovation Center, NO.238, Wei 11 Road, Yueqing Economic Development Zone, Yueqing, Zhejiang, China
Tel: +86-577-57186815
After-sale Service: service@moeshouse.com

V1.0

English

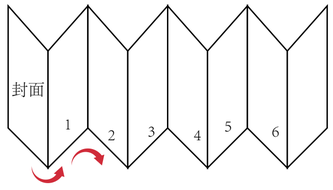

借通用件登记	
描 图	
校 描	
旧底图总号	
签 字	
日 期	

名称		材料		备注	

标记	处数	更改文件号	签 字	日期
设 计				
校 对				
审 核				
批 准				

说明书

图样标记	重 量	比 例

共 页 第 页

MOES
温州早晨电子有限公司